
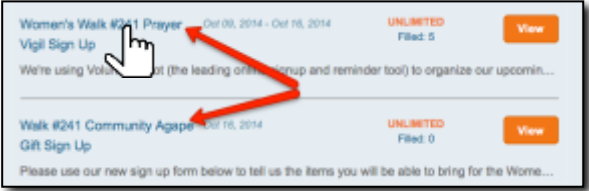
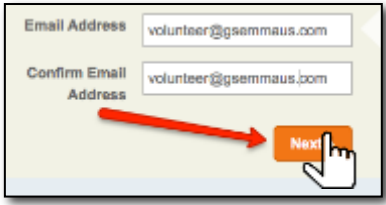




# Golden Spread Emmaus SignUp.com Sign Up Instructions

<ul style="list-style-type: none"> <li>Click the <b>SignUp</b> button on the right side of the page as shown to the right.</li> <li>A <b>new Tab/Window</b> will open.</li> </ul>	
<ul style="list-style-type: none"> <li><b>Locate the event</b> for which you would like to volunteer.</li> <li>Move your cursor <b>to the name of the event</b> and <b>click</b>, as shown to the right.</li> </ul>	
<ul style="list-style-type: none"> <li>Enter your <b>Email address</b>.</li> <li>Enter your Email address, <b>again, to confirm</b>.</li> <li>Click <b>Next</b>.</li> </ul>	
<ul style="list-style-type: none"> <li>Look for a <b>time slot(s)</b> that will work for you.</li> <li>Notice that time slots <b>already taken</b> are marked as <b>Filled</b> and shows <b>the name of the person</b> filling that time slot.</li> <li>Click the <b>Sign Up</b> button.</li> </ul>	
<ul style="list-style-type: none"> <li>A dialog box will appear asking you to enter your name and phone number.</li> <li><b>Your information will never be shared!</b></li> <li>The information will only be used by the <b>Golden Spread Emmaus event organizer</b>, if a change is necessary.</li> <li>Be sure to <b>Uncheck the boxes</b> at the bottom left of the dialog box to ensure that you won't receive newsletters from VolunteerSpot.</li> <li>Click <b>Save</b>.</li> </ul>	
<ul style="list-style-type: none"> <li>You will receive a <b>Confirmation Email</b> indicating your commitment.</li> <li>You will receive a <b>Reminder Email</b> one day before the event date.</li> </ul>	